



▲ LINCOLN INTERLOCKING CLAY PANTILES

V2.0-15.07.2024



# LINCOLN

## CLAY INTERLOCKING PANTILES

Beautiful, large format clay profile pantiles bring durability and unrivalled weather protection to new and refurbishment projects. The Lincoln clay pantile features an open-gauge design, making it quick and easy to install.

Lincoln combines the bold and beautiful curves of traditional clay pantiles with all the installation simplicity and speed required for today's roofs. This means that Lincoln affords the rich appeal of natural, clay pantiled roofs, a thin leading edge and a beauty that matures over time.



## FEATURES AND BENEFITS

### Open gauge design

Fast and easy to install

### Etruria Marl Clay

Regarded as a strong and durable clay material

### S-curve profile

Traditional appearance

### Improved texture

Adds natural clay aesthetic for new or existing roofs

### Integrates with Marley SolarTile®

A flush fit and high-performance solar solution

### Compatible with Ridgefast and Hipfast dry fix systems

Complies with BS 5534 and NHBC Technical Standards

### Made in Britain

Versatility of supply for UK stockists

### Range of clay fittings and accessories

Complete design flexibility



Minimum pitch 15°

## COLOUR AVAILABILITY

Key: (S) Smooth finish



## TECHNICAL TOOLKIT

Marley provides a comprehensive technical service and a range of online tools to ensure design performance and compliance to the latest British Standards and NHBC technical guidelines. These services include:

- ▲ Fixing specifications: [marley.co.uk/tilefix](http://marley.co.uk/tilefix)
- ▲ NBS clauses: [marley.co.uk/specrite](http://marley.co.uk/specrite)
- ▲ CAD details: [marley.co.uk/cad](http://marley.co.uk/cad)
- ▲ BIM models: [marley.co.uk/bim](http://marley.co.uk/bim)








## TECHNICAL DATA

For a full technical specification and support please contact on our team of experts on 01283 722330

Colours	Rustic Red (MAKE731AB) Red Smooth (MAKE730AB)
Size of tile	375mm x 250mm
Minimum pitch*	22.5° (75mm headlap) 15° (100mm headlap)
Maximum pitch	70°
Minimum headlap	75mm
Maximum gauge	300mm
Cover width	224mm (nominal)
Covering capacity (net)	75mm headlap - 14.9 tiles/m <sup>2</sup> 100mm headlap - 16.2 tiles/m <sup>2</sup>
Weight of tiling (approximate)	75mm headlap – 46.2kg/m <sup>2</sup> 100mm headlap – 50.2kg/m <sup>2</sup>
Tile Weight	3.1 kg
Battens required (net)	75mm headlap – 3.4 lin.m/m <sup>2</sup> 100mm headlap – 3.7 lin.m/m <sup>2</sup>
Recommended batten size (fixed to BS5534)	38mm x 25mm for rafters/supports not exceeding 450mm centres
	50mm x 25mm for rafters/supports not exceeding 600mm centres
Tile nails	38mm x 3.35mm
Fixing clips	Eaves, verge and tile clips
Authority	BS EN 1304
Tile thickness	15mm (nominal)
Tile profile depth	48.3mm (nominal)
Quantity per pallet	396

\* The minimum recommended pitch and lap may be influenced by special circumstances, please contact the Technical Advisory Service.

## PRODUCT CODES

Product		Code Rustic Red	Code Red Smooth
	Lincoln pantile	MAKE731AB	MAKE730AB
	450mm clay half round ridge	MAKE731ZHRFB	MAKE730ZHRFB
	Contour vent tile	MA73988	
	450mm half round block end ridge*	MAKE731ZHSLB	MAKE730ZHSLB
	450mm third round hip	MAKE731ZTRFB	MAKE730ZTRFB
	305mm Third round hip stop end*	MAKE034ZTHEB**	MAKE001ZTHEB
	Dentil slip	MAKE730ZDENB	

\*Made to order, subject to a lead time.

\*\*Burnished.

## SUSTAINABILITY

- ✓ A+ rated in the BRE Green Guide (based on generic rating for UK produced clay tiles element reference Ref: 812410006)
- ✓ BES 6001 Responsible Source certified.



# Tell me more

Call 01283 722588

Email [info@marley.co.uk](mailto:info@marley.co.uk)

Or visit [marley.co.uk](http://marley.co.uk)

Marley, Lichfield Road, Branston, Burton upon Trent, DE14 3HD

